

MCV112-05 Marine Grade IP67 Voice Annunciation & Beacon unit



- Maximum output: 110dB(A) @ 1 metre
Voice output : approx. 105dB(A) @ 1m +/-3dB
- Direct message storage on silicon: 16 seconds of speech
- Very high voice reproduction quality (moving coil loudspeaker)
- 10 alarm tones (including silence to allow speech only option) UKOOA/PFEER compliant.
- Volume control & tone duration control.
- Message length: 1 x 16 seconds or 2 x 8 seconds.
- 100m effective range @ 1kHz
- Voltages: 12vdc(9-15vdc); 24vdc(18-30vdc); 115vac; 230vac.
- Easy message creation with built in microphone.
- Edits automatically to message length.
- Third party tested to IP67 & IP66
- Enclosure material : UL94V0 & 5VA rated FR ABS
- Colour available : Grey (RAL7038)
- Operating temperature : -25 to +55°C
- Storage temperature : -40 to +70°C
- Relative humidity : 90% at 20°C
- Weight : DC: 2.50Kg AC: 3.00Kg
- Beacon : 5 Joule @ 1Hz (5 Ws).
- Automatic synchronised flash, or Flip-Flop alternating mode
- 6 lens colours available
- Xenon tube mechanically secured against vibration/shock.



A heavy duty high output IP67 sealed voice annunciator & beacon, ideal for harsh environments with high ambient noise levels also requiring a visual indicator.

- Large termination area
- 2 x M20 ISO cable gland entries (with 1 blanking plug).
- Ratchet adjustable stainless steel 'U' bracket for 360° positioning.
- All units offer IN & OUT terminals
- Terminals accept 0.5 to 4.0mm² cables.
- Sounder & beacon may use same supply for simultaneous operation or separate supplies for independent operation.

Input voltages and current consumption for the MV112 sounder.

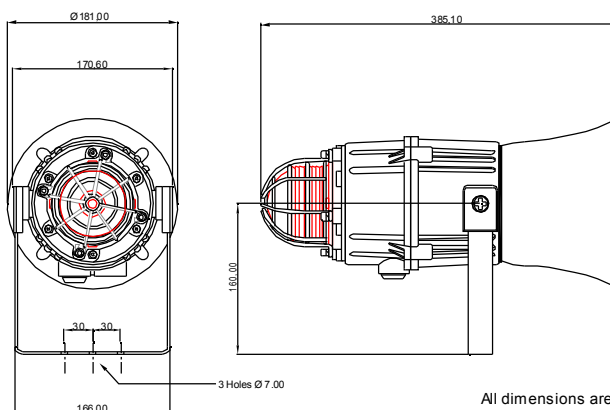
Voltage :	12vdc	24vdc	115vac 50/60Hz	230vac 50/60Hz
Voltage range :	9-15vdc	18-30vdc	+/- 10%	+/- 10%
Current mA :	150mA	180mA	130mA	65mA

Input voltages and current consumption for the MCV112-05 beacon component.

Voltage :	12vdc	24vdc	115vac 50/60Hz	230vac 50/60Hz
Voltage range :	10-14v	20-28v	+/- 10%	+/- 10%
Current mA :	550mA	300mA	140mA	55mA

The sounder records, stores and plays back user defined messages stored directly to non-volatile memory without any intermediate analogue to digital conversion.

A single 16 second, or two 8 second messages may be recorded and played back with a choice of 1 of 10 user selectable alarm tones.


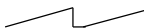









All dimensions are in millimetres.

Also available :

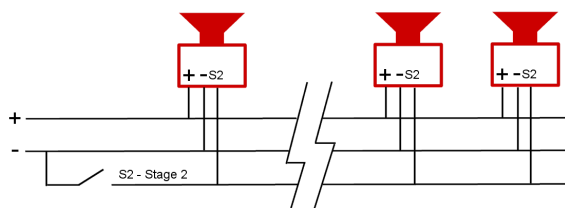
MCA112-05 combined sounder & beacon
ML15 15w & **ML25** 25w marine loudspeaker
MA112 & MA121 high output marine sounders
MB005 & MB010 5 and 10 Joule marine beacons
MV112 high output voice annunciation unit



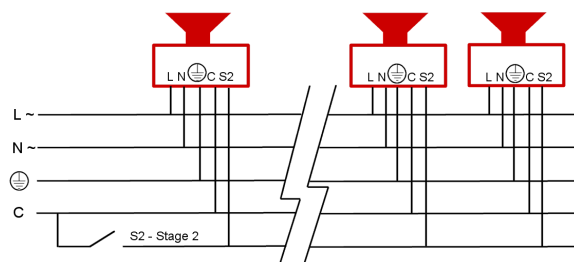
Stage 1	Frequency Description	dB @ 1m	Cycles
Tone 1	800/1000Hz @ 0.25 sec Alternating	110dB(A) @ 1m 	4 cycles
Tone 2	500/1200Hz @ 0.3Hz 0.5 sec Slow Whoop	110dB(A) @ 1m 	2 cycles
Tone 3	1200/500Hz @ 1Hz - DIN / PFEER P.T.A.P.	110dB(A) @ 1m 	4 cycles
Tone 4	544Hz (100mS)/440Hz (400mS) - NF S 32-001	108dB(A) @ 1m 	4 cycles
Tone 5	1000Hz Continuous - PFEER Toxic Gas	110dB(A) @ 1m 	2 cycles
Tone 6	Bell	104dB(A) @ 1m 	2 cycles
Tone 7	1KHz 1s on, 1s off Intermittent - PFEER Gen. Alarm	110dB(A) @ 1m 	3 cycles
Tone 8	420Hz @ 0.625 sec Australian Alert	107dB(A) @ 1m 	4 cycles
Tone 9	500-1200Hz 3.75sec /0.25sec. Australian Evac.	110dB(A) @ 1m 	2 cycles
Tone 10	No tone - 0.5 second gap		

Note: SPL readings are at nominal voltage, typically +/-3dB and are for indication purposes only.
Where applicable, reduce outputs by 5dB when a 10-30vdc unit is supplied 12vdc.

DC unit wiring configuration.



AC unit wiring configuration.



Ordering code :

<u>MCV112-05</u>	<u>DC</u>	<u>24</u>	<u>G</u>	<u>/</u>	<u>R</u>
Product	Supply	Voltage	Housing		Lens
MCV112-05	DC	12	G Grey		A Amber
	AC	24			B Blue
		48			C Clear
		115			G Green
		230			R Red
					Y Yellow