

BExS120 & BExDS120 ATEX EEx Hazardous Area Alarm Sounders



- Maximum output : 123dB(A) @ 1 metre
- Nominal output : 117dB(A) @ 1m +/- 3dB - Tone 2.
- S120D : EEx d IIC T4 (Tamb. -50 to +55°C)
- S120E : EEx de IIC T4 (Tamb. -50 to +55°C)
- ATEX / CENELEC / FTZU / IECEx / GOST R
- 32 alarm tones (UKOOA/PFEER compliant)
- 3 stage alarm
- Volume control (except 12vdc unit)
- Automatic synchronisation on multi-sounder systems
- 200m effective range @ 1kHz
- Voltages : 12vdc;24vdc;48vdc;115vac;230vac
- Negative or positive remote switching
- S120D : IP67 S120E : IP66
- Enclosure material : Marine grade LM6 Aluminium
- Chromated & powder coated finish - good resistance to humidity and salt spray environments.
- BExS120 Horn : High impact UL94 V0 & 5VAFR ABS
- BExDS120 Horn : Anti-StaticHigh impact ABS
- Operating temperature : -50 to +55°C
- Storage temperature : -50 to +70°C
- Large range of certified end of line resistors.
- Weight : DC:3.20kg AC: 3.40kg
- KEMA Certificate number : 99ATEX6312



BExS120D & BExS120E
Flameproof sounders
Zones 1 & 2
⊕ II 2G EEx d IIC T4
⊕ II 2G EEx de IIC T4

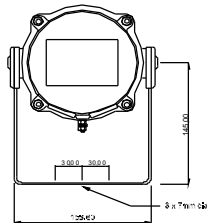
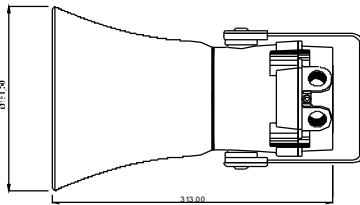


BExDS120D & BExDS120E
Flameproof & Dust ignition proof sounders
Zones 1, 2, 21 & 22
⊕ II 2G/D EEx d IIC T4 T100°C
⊕ II 2G/D EEx de IIC T4 T100°C

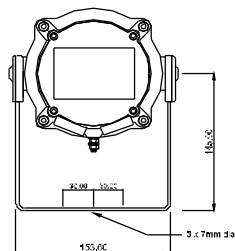
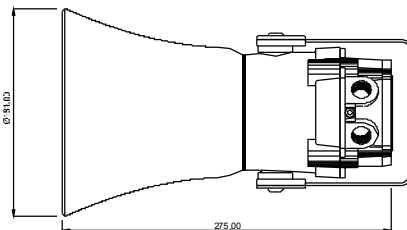
Installation Features.

- Very large termination area.
- Dual M20 ISO cable gland entries (supplied with one stopping plug).
- Ratchet adjustable stainless steel 'U' bracket for positive adjustment under harsh conditions.
- IN & OUT terminals
- Terminals accept 0.5 to 4.0m² cables.
- Line monitoring : Min. 500 Ohm 2w, or 3k3 Ohm 0.5w resistor, or diode within EExd enclosure (dc versions)

S120D unit :



S120E unit :



All dimensions are in millimetres.

Input voltages and current consumption for the S120D & S120E sounders:

Voltage :	12vdc	24vdc	48vdc	115vac	230vac
				50/60Hz	50/60Hz
Voltage range :	+/-25%	+/-25%	+/-25%	+/-10%	+/-10%
Current mA :	850mA	800mA	420mA	180mA	90mA



S120D unit :



S120E unit :

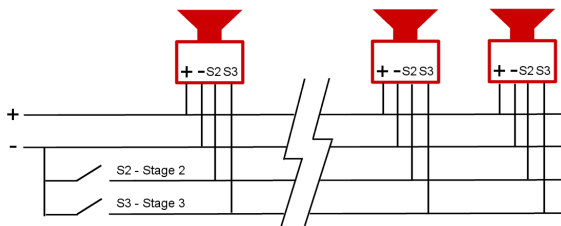
Also available :

- BEx(D)S110 EEx d & EEx de sounder units with output levels of 110dB(A)
- Programmable versions with 45 tones and 4 stages.
- BEx(D)A110 & A120 EEx d & EEx de Voice Annunciation units.
- BExBG EEx d & EEx de 5, 10 & 15 Joule Xenon beacons
- BEx(D)L15 & 25 watt EEx d & EEx de loudspeakers.
- BEx(D)TS110 & BExTBG05 EEx d Telephone ringers and beacons.

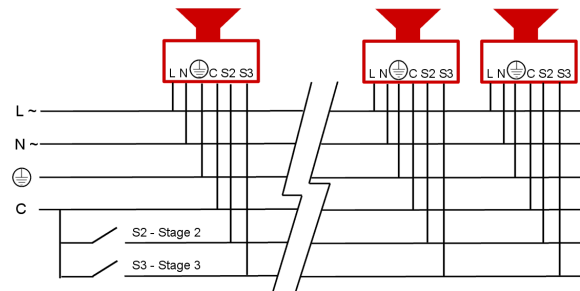
Stage 1	Frequency Description	Max dB @ 1m	Stage 2	Stage 3
Tone 1	1000Hz Continuous - PFEER Toxic Gas	117dB(A)@1m	Tone 31	Tone 11
Tone 2	800/1000Hz @ 0.25 sec Alternating	117dB(A)@1m	Tone 17	Tone 5
Tone 3	500/1200Hz @ 0.3Hz 0.5 sec Slow Whoop	118dB(A)@1m	Tone 2	Tone 5
Tone 4	800/1000Hz @ 1Hz Sw eeping	117.5dB(A)@1m	Tone 6	Tone 5
Tone 5	2400Hz Continuous	114.5dB(A)@1m	Tone 3	Tone 27
Tone 6	2400/2900Hz @ 7Hz Sw eeping	114.5dB(A)@1m	Tone 7	Tone 5
Tone 7	2400/2900Hz @ 1Hz Sw eeping	111.5dB(A)@1m	Tone 10	Tone 5
Tone 8	500/1200/500Hz @ 0.3Hz Sweeping	118dB(A)@1m	Tone 2	Tone 5
Tone 9	1200/500Hz @ 1Hz - DIN / PFEER P.T.A.P.	118dB(A)@1m	Tone 15	Tone 2
Tone 10	2400/2900Hz @ 2Hz Alternating	113.5dB(A)@1m	Tone 7	Tone 5
Tone 11	1000Hz @ 0.5Hz Intermittent	118dB(A)@1m	Tone 31	Tone 1
Tone 12	800/1000Hz @ 0.875Hz Alternating	118dB(A)@1m	Tone 4	Tone 5
Tone 13	2400Hz @ 1Hz Intermittent	115.5dB(A)@1m	Tone 15	Tone 5
Tone 14	800Hz 0.25sec on, 1 sec off Intermittent	107.5dB(A)@1m	Tone 4	Tone 5
Tone 15	800Hz Continuous	107.5dB(A)@1m	Tone 2	Tone 5
Tone 16	660Hz 150mS on, 150mS off Intermittent	108.5dB(A)@1m	Tone 18	Tone 5
Tone 17	544Hz (100mS)/440Hz (400mS) - NF S 32-001	110.5dB(A)@1m	Tone 2	Tone 27
Tone 18	660Hz 1.8sec on, 1.8sec off Intermittent	108.5dB(A)@1m	Tone 2	Tone 5
Tone 19	1.4KHz-1.6KHz 1s, 1.6KHz-1.4KHz 0.5s -NFC48-265	121dB(A)@1m	Tone 2	Tone 5
Tone 20	660Hz Continuous	108.5dB(A)@1m	Tone 2	Tone 5
Tone 21	554Hz/440Hz @ 1Hz Alternating	109.5dB(A)@1m	Tone 2	Tone 5
Tone 22	544Hz @ 0.875 sec. Intermittent	109.5dB(A)@1m	Tone 2	Tone 5
Tone 23	800Hz @ 2Hz Intermittent	107.5dB(A)@1m	Tone 6	Tone 5
Tone 24	800/1000Hz @ 50Hz Sw eeping	114.5dB(A)@1m	Tone 29	Tone 5
Tone 25	2400/2900Hz @ 50Hz Sw eeping	114.5dB(A)@1m	Tone 29	Tone 5
Tone 26	Bell	117.5dB(A)@1m	Tone 2	Tone 1
Tone 27	554Hz Continuous	109.5dB(A)@1m	Tone 26	Tone 5
Tone 28	440Hz Continuous	109.5dB(A)@1m	Tone 2	Tone 5
Tone 29	800/1000Hz @ 7Hz Sw eeping	113dB(A)@1m	Tone 7	Tone 5
Tone 30	420Hz @ 0.625 sec Intermittent - Australian Alert	109.5dB(A)@1m	Tone 32	Tone 5
Tone 31	1200/500Hz @ 1Hz - DIN / PFEER P.T.A.P.	118dB(A)@1m	Tone 11	Tone 1
Tone 32	500-1200Hz 3.75sec /0.25sec. - Australian Evac.	118dB(A)@1m	Tone 26	Tone 1

Note: SPL readings are at nominal voltage, typically +/-3dB and are for indication purposes only. Where applicable, reduce outputs by 5dB when a 10-30vdc unit is supplied 12vdc.

DC unit wiring configuration.



AC unit wiring configuration.



TSP2402-C

Multiple-unit configurations are available on stainless mounting plates. Combine 2, 3 or 4 devices - alarm sounders, loudspeakers, beacons. If required, units can be pre-wired to minimise installation time.

Ordering code :

Product	Housing	Voltage
BExS120	D = EEx d IIC	12DC
BExDS120	E = EEx de IIC	24DC
		48DC
		115AC
		230AC