



EU Type Examination Certificate CML 20ATEX3008U Issue 0

- 1 Components intended for use in Potentially Explosive Atmospheres Directive 2014/34/EU
- 2 Component **BPG Range of Enclosures**
- 3 Manufacturer **ABTECH Limited**
- 4 Address **199/201 Newhall Rd,
Lower Don Valley,
Sheffield, S9 2QJ,
United Kingdom**
- 5 The component is specified in the description of this certificate and the documents to which it refers.
- 6 CML B.V., Chamber of Commerce No 6738671, Hoogoorddreef 15, Amsterdam, 1101 BA, The Netherlands, Notified Body Number 2776, in accordance with Article 17 of Directive 2014/34/EU of the European Parliament and of the Council, dated 26 February 2014, certifies that this component has been found to comply with the Essential Health and Safety Requirements relating to the design and construction of equipment intended for use in potentially explosive atmospheres given in Annex II to the Directive.
- 7 The 'U' suffix after the certificate number indicates that the component is subject to conditions of safe use (affecting correct installation or safe use). These are specified in Section 14.
- 8 This EU Type Examination certificate relates only to the design and construction of the specified equipment or component. Further requirements of Directive 2014/34/EU Article 13 apply to the manufacture of the equipment or component and are separately certified.
- 9 Compliance with the Essential Health and Safety Requirements, with the exception of those listed in the confidential report, has been demonstrated through compliance with the following documents:

EN IEC 60079-0:2018

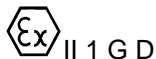
EN 60079-7:2015

EN 60079-11:2012

EN 60079-26:2007

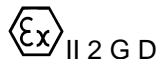
EN 60079-31:2014

- 10 The equipment shall be marked with the following:



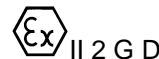
II 1 G D

Ex ia IIC Ga
Ex ta IIIC Da
Ts= -65°C Ts +90°C*



II 2 G D

Ex eb IIC Gb
Ex tb IIIC Db
Ts= -65°C Ts +90°C*



II 2 G D

Ex ib IIC Gb
Ex tb IIIC Db
Ts= -65°C Ts +90°C*

* Service temperature range may be limited by the limitations of any utilised Ex Components



CML 20ATEX3008U
Issue 0

11 Description

The BPG range of enclosures are glass reinforced polyester (GRP) enclosures of cuboid shape with the primary function of electrical or optical terminal boxes or control stations.

The enclosures range in size from 80 mm x 75 mm x 55 mm (WHD) up to 600 mm x 250 mm x 120 mm (largest rectangular shape, denoted as Type B enclosures in table 1) and 400 mm x 405 mm x 201 mm (largest square shape and deepest enclosure, denoted as Type A enclosures in table 1).

All sizes consist of a base and cover. The cover is attached to the base with four stainless steel captive screws.

The cover retains, within a square groove, a solid silicone rubber tube gasket that is displaced by a raised sealing edge on the base and providing a seal between the base and cover when secured together.

The enclosures may be provided with cable entry holes. The holes may be located either through the side walls or the rear of the enclosure base. The holes may be provided with a metric parallel thread, or without thread (clearance hole).

Through the wall of the enclosure may be provided an internal or external or internal and external threaded earth stud of a minimum size of M6.

Within the base are metal inserts, on the left and right, with M4 or M6 female threads for the mounting of components such as terminal rails or mounting plates.

The BPG range of enclosures are available in the following sizes:

BPG Enclosure	Enclosure Type	Width (mm)	Height (mm)	Depth (mm)
1	B	80	75	55
2	B	110	75	55
3	B	160	75	55
4	B	190	75	55
4.5	B	190	75	75
5	A	230	75	55
6	B	122	120	90
7	B	220	120	90
8	B	160	160	90
9	B	260	160	90
10	B	360	160	90
11	A	560	160	90
12	B	255	250	120
12.5	B	205	200	120
13	B	400	250	120
13.5	B	400	250	160



CML 20ATEX3008U
Issue 0

BPG Enclosure	Enclosure Type	Width	Height	Depth
14	A	600	250	120
15	B	400	405	120
15.5	B	400	405	201

Table 1: BPG Enclosure Sizes

Design options

-) Enclosures are available in antistatic (black) GRP or non-antistatic (all other colours) GRP.
-) Enclosures may be provided with hinges for the attachment of the base and cover, supplementary to the lid fixing screws.
-) Enclosures may also be manufactured to sizes not specified in the table but within the range of 80 mm x 75 mm x 55 mm (WHD) up to 600 mm x 250 mm x 120 mm (Type A) and 400 mm x 405 mm x 201 mm (Type B).
-) Enclosures may be populated with terminal rails, earth bars, and wiring trunking.

12 Certificate history and evaluation reports

Issue	Date	Associated report	Notes
0	11-06-2020	R11558A/00	Release of Prime Certificate

Note: Drawings that describe the equipment or component are listed in the Annex.

13 Conditions of Manufacture

The following conditions are required of the manufacturing process for compliance with the certification.

- i. Where the product incorporates certified parts or safety critical components the manufacturer shall ensure that any changes to those parts or components do not affect the compliance of the certified product that is the subject of this certificate.
- ii. If the enclosures are supplied fitted with blanking plugs, reducers, adapters or breather drains, the manufacturer shall ensure that the user/installer is provided with copies of the associated certificate for the fitted devices.
- iii. When trunking is fitted, it may be sited as required and the minimum creepage and clearance distances shall still be met.
- iv. When the optional earth bar is fitted it shall allow for a size of conductor connection in accordance with Clause 15.3 of IEC 60079-0.

14 Schedule of Limitations

The following conditions relate to safe installation and/or use of the equipment.

- i. The Enclosures shall not be used outside the ambient temperature range -65°C to +90°C.
- ii. BPG enclosures that are not manufactured with anti-static carbon loading and marked with an anti-static warning, shall only be used for fixed installation.

Certificate Annex

Certificate Number CML 20ATEX3008U
Equipment BPG Range of Enclosures
Manufacturer ABTECH Limited



The following documents describe the equipment or component defined in this certificate:

Issue 0

Drawing No	Sheets	Rev	Approved date	Title
ABT 33523	1 of 1	A	11-06-2020	BPG Enclosures
ABT 33524	1 of 1	A	11-06-2020	BPG Manufacturing Specification
ABT 33525	1 of 1	A	11-06-2020	BPG Component Certification Labels